

1-1-2018

USFSP Science Festival Jr Scientist 2018

USF Libraries

Follow this and additional works at: https://scholarcommons.usf.edu/usf_lda_data

Scholar Commons Citation

USF Libraries, "USFSP Science Festival Jr Scientist 2018" (2018). *All Assessment Data*. 36.
https://scholarcommons.usf.edu/usf_lda_data/36

This USF St. Petersburg Nelson Poynter Memorial Library is brought to you for free and open access by the USF Libraries Data and Assessment at Scholar Commons. It has been accepted for inclusion in All Assessment Data by an authorized administrator of Scholar Commons. For more information, please contact scholarcommons@usf.edu.

St. Petersburg Science Festival Junior Scientist Survey 2018

Compiled by Kaya van Beynen

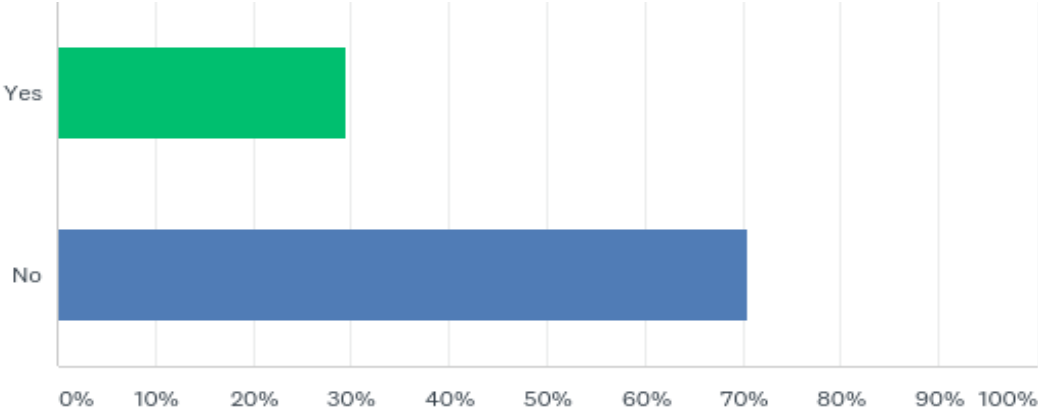
Total Responses

51



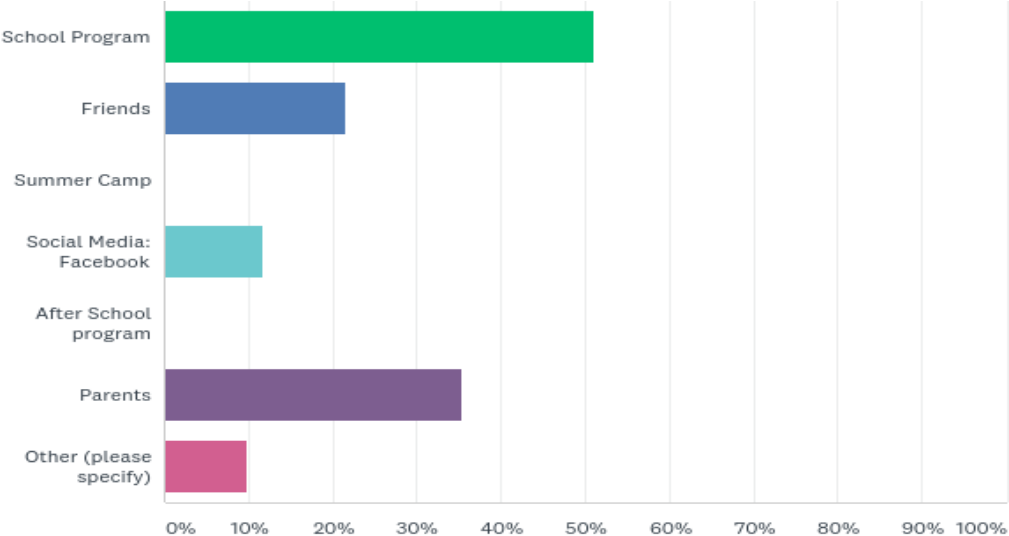
Q1: Have you attended the St. Petersburg Science Festival in the past?

Answered: 51 Skipped: 0



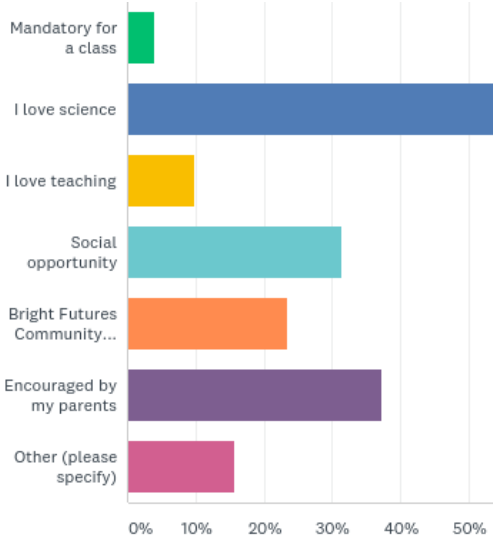
Q2: How did you find out about the Junior Scientist program? (check all that apply)

Answered: 51 Skipped: 0



Q3: Why did you volunteer for the St. Pete Science Festival? (please check all that apply)

Answered: 51 Skipped: 0



ANSWER CHOICES	RESPONSES	
Mandatory for a class	3.92%	2
I love science	70.59%	36
I love teaching	9.80%	5
Social opportunity	31.37%	16
Bright Futures Community Service	23.53%	12
Encouraged by my parents	37.25%	19
Other (please specify)	15.69%	8
Total Respondents: 51		

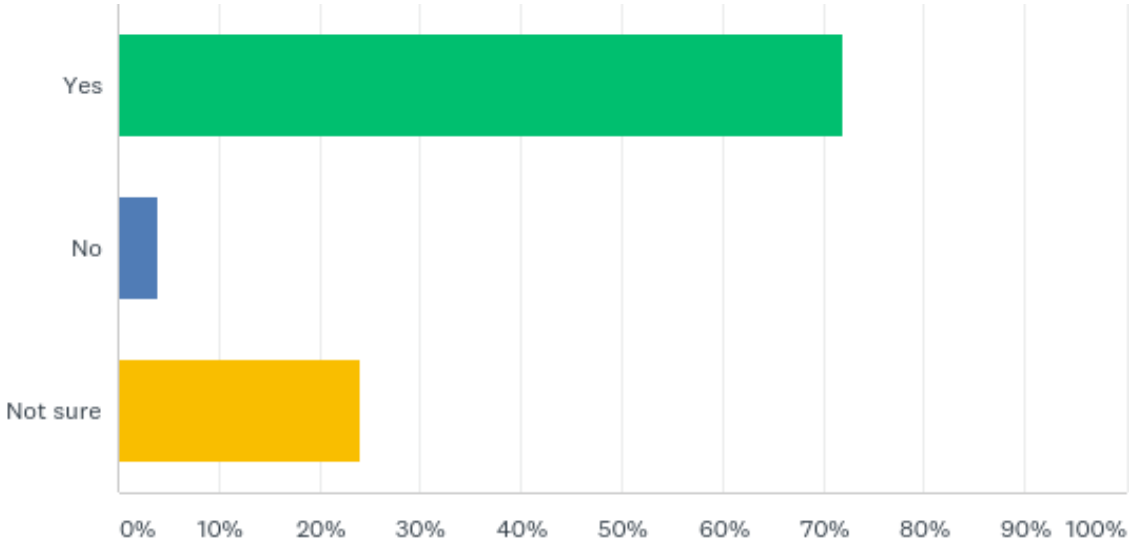
Q4: The following items ask you about STEM, which stands for Science, Technology, Engineering, and Math. Please indicate your agreement with the following statements. At the event:

Answered: 50 Skipped: 1

	STRONGLY DISAGREE	DISAGREE	NEUTRAL	AGREE	STRONGLY AGREE	TOTAL
I learned something new	2.00% 1	2.00% 1	20.00% 10	32.00% 16	44.00% 22	50
I felt inspired by something I did in STEM	2.00% 1	2.00% 1	26.00% 13	46.00% 23	24.00% 12	50
I felt inspired by teaching others	2.00% 1	4.00% 2	28.00% 14	46.00% 23	20.00% 10	50
I had fun with STEM	2.00% 1	2.00% 1	6.00% 3	32.00% 16	58.00% 29	50

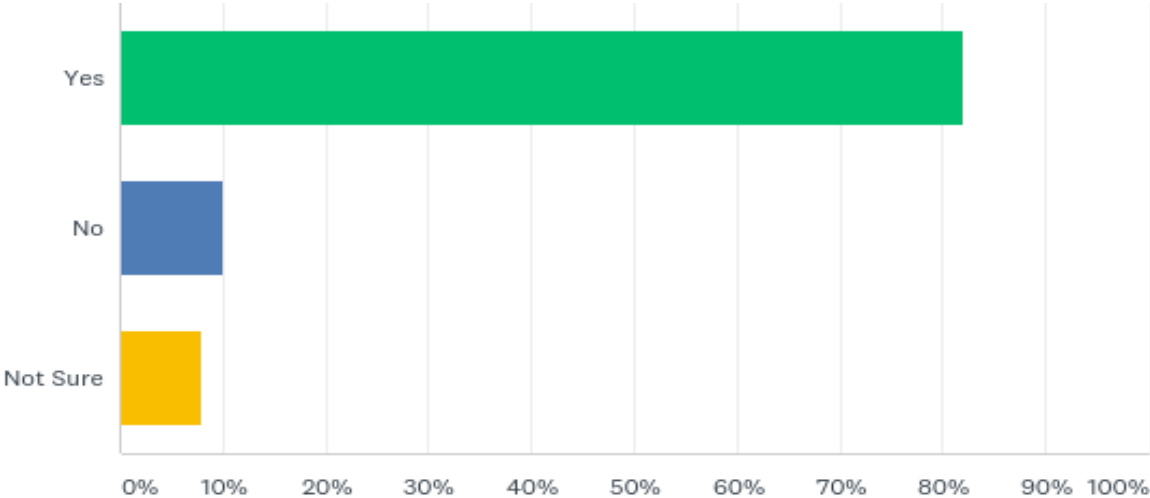
Q5: In the past year, did you interact with someone who works with science or engineering?

Answered: 50 Skipped: 1



Q6: Did the festival make you more aware of how STEM is part of your life?

Answered: 50 Skipped: 1



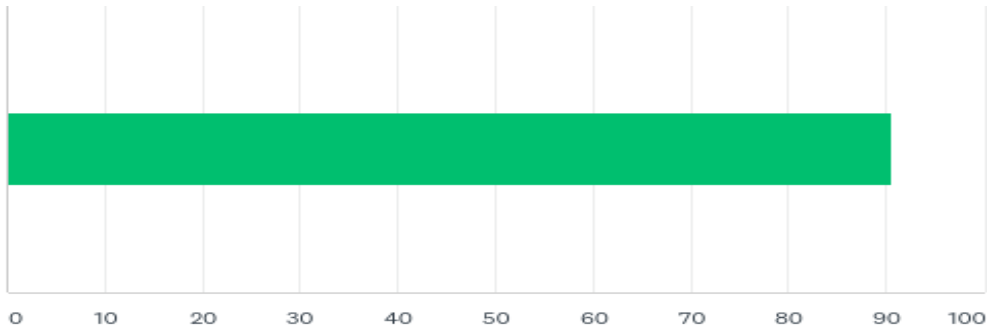
Q7: Please indicate your level of agreement/disagreement with the following statements regarding your experience at the St. Petersburg Science Festival:

Answered: 50 Skipped: 1

	STRONGLY DISAGREE	DISAGREE	SOMEWHAT DISAGREE	NEITHER DISAGREE NOR AGREE	SOMEWHAT AGREE	AGREE	STRONGLY AGREE	TOTAL RESPONDENTS
I had fun	0.00% 0	0.00% 0	4.00% 2	4.00% 2	14.00% 7	26.00% 13	52.00% 26	50
My volunteering had a positive impact on the exhibit	0.00% 0	0.00% 0	2.00% 1	6.00% 3	20.00% 10	40.00% 20	34.00% 17	50
The exhibit staff were easy to get along with	0.00% 0	0.00% 0	0.00% 0	0.00% 0	10.20% 5	20.41% 10	71.43% 35	49
I feel appreciated by the volunteer supervisor(s)	0.00% 0	0.00% 0	2.04% 1	6.12% 3	12.24% 6	28.57% 14	55.10% 27	49
I will volunteer at next year's Science Festival	0.00% 0	6.00% 3	2.00% 1	28.00% 14	8.00% 4	16.00% 8	40.00% 20	50
I will recommend a friend to volunteer at next year's Science Festival	0.00% 0	2.04% 1	8.16% 4	14.29% 7	12.24% 6	26.53% 13	36.73% 18	49

Q8: How would you rate the Junior Scientist Program overall?

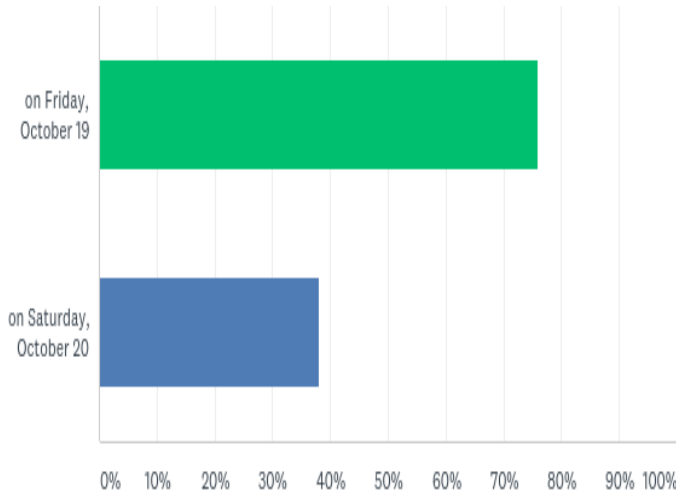
Answered: 50 Skipped: 1



ANSWER CHOICES	AVERAGE NUMBER	TOTAL NUMBER	RESPONSES
	91	4,532	50
Total Respondents: 50			

Q9: What days did you volunteer... (please check all that apply)

Answered: 50 Skipped: 1



Q10: How many hours did you volunteer?

Average Hours Volunteered

4

Range of Hours Volunteered

2 – 12 hours

Q11: What was your favorite thing about being a Junior Scientist?

Major Themes: Examples

Socializing with Fellow Kids

- I thought it was really cool working with people who really make a difference in my community.
- meeting new people and talking to people
- Interacting with the staff, other kids, and my volunteer partner

Being an Exhibitor / Teaching Kids that Visited Exhibit

- Being able to interact with the kids and bringing a smile to their faces through science.
 - Being able to teach people about the organization I was helping out.
 - I liked to teach kids how to make sinkholes.
 - I love being at an exhibit and teaching others. I loved the experience and I am happy I did it because everyone was really nice to me.
 - I loved being able to work with kids younger than me. I was able to talk to my fellow volunteers and we had a lot of fun
 - I could experience what it is like to be a scientist and participate in STEM.
-

Q11: What was your favorite thing about being a Junior Scientist?

Major Themes: Examples

Learning

- I got to work with scientists and learned a number of new things.
- We got to learn about something new and get to teach it. I got to talk with experts about it and did experiments.
- My favorite thing about engaging at the festival was learning about recycling.
- I learned something new and i learned that the right whale is extremely endangered
- I liked helping the people while also learning (and they gave m some of their pickles).
- I liked how I could learn about all the new science things I didn't know before.

Helping

- Helping others and providing them with information they didn't know before.
- Helping out the children.
- I love helping out and making others' jobs easier.

Science Festival

- I liked how all the booths were engaging the children.
 - Walking around to the other booths.
 - looking at all the exhibits
-

Q12: What was your least favorite thing about being a Junior Scientist?

Major Themes: Examples

The Exhibits

- I didn't like how my friends got paired up with super cool things and they got to do experiments and teach kids and all I got to do was stand around showing the kids a picture. It was still fun overall.
- My least favorite part was how I was working at a station that didn't really match my personality or what I enjoy in science.
- I wish that some of the stations were more engaging for everyone.
- I'm an introvert and at some point no longer wanted to talk or interact with others, but I still did. I could not stand being next to the Frontier booth as they convinced parents to sign up for their plans. I was angry that they were profiting from an event that it is supposed to engage the public in the beauty of science. Curses, capitalism.
- My least favorite thing about the science festival was that the person running the table didn't put the container in the middle so was not able to talk much. Over all it was amazing experience.

Coordination

- I was somewhat confused by where to go, what to do, but once things were figured out everything was good.
 - that there wasn't much of choices in the lunch
 - The confused classes not knowing where to go.
 - People kept taking items that were for public use.
-

Q12: What was your least favorite thing about being a Junior Scientist?

Major Themes: Examples

Heat

- The hot sun.
- It was really hot.
- A lot of standing in the heat

All Good

- My least favorite thing was that we had to leave.
- I don't have one; it was all great!
- Nothing at all.
- I liked everything.
- I don't actually have any complaints I really enjoyed it, it opened my eyes to new things.

Not Busy

- We weren't that busy
 - Heat/boredom/not really needed(lots of sitting doing nothing)
 - They need more interactive and engaging presentations.
 - There were times when wasn't busy and doing something and I kind of just stood there doing nothing
-

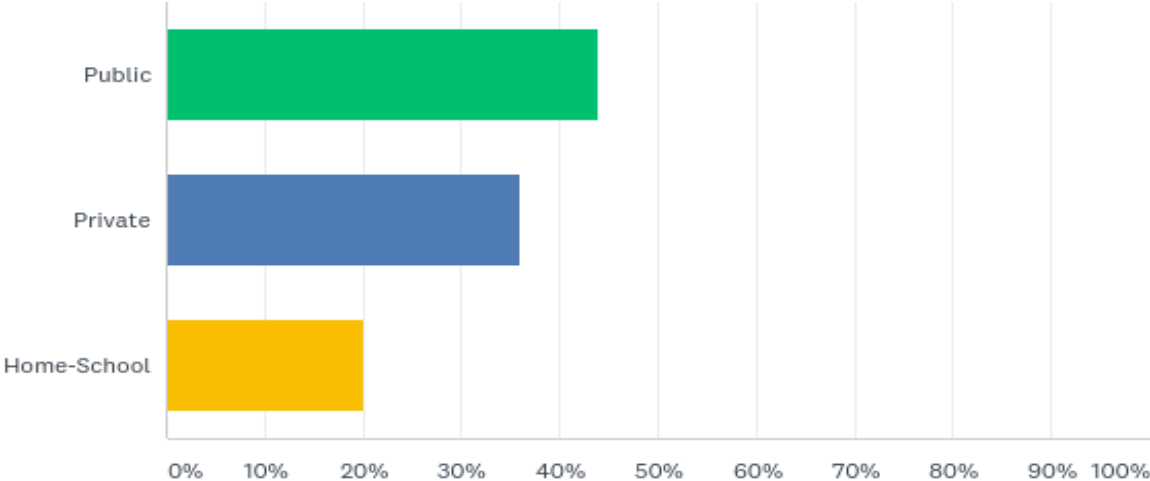
Q13: What is your age

Answers	Total	Percentage
11	7	15%
12	7	15%
13	14	30%
14	8	17%
15	6	13%
16	3	6%
17	2	4%

Answered: 47

Q14: What kind of school are you in?

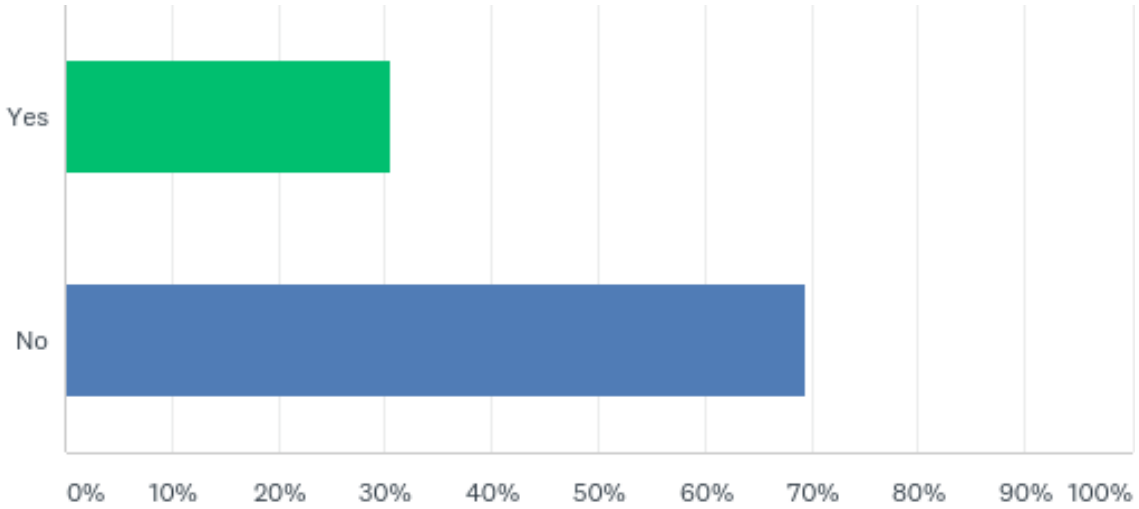
Answered: 50 Skipped: 1



ANSWER CHOICES	RESPONSES
Public	44.00% 22
Private	36.00% 18
Home-School	20.00% 10
TOTAL	50

Q15: Are you in a Title I school?

Answered: 49 Skipped: 2



Q16: With which of these groups do you identify? (check all that apply)

Answered: 50 Skipped: 1

ANSWER CHOICES	RESPONSES	
American Indian or Alaska Native	6.00%	3
Asian	6.00%	3
Black or African American	8.00%	4
Hispanic or Latino/a	12.00%	6
Native Hawaiian or Other Pacific Islander	0.00%	0
White or Caucasian	66.00%	33
Prefer not to answer	8.00%	4
Other (please specify)	2.00%	1
Total Respondents: 50		

Q17: How do you identify?

Answered: 50 Skipped: 1

